


ENGLISH WORKSHEET

NAME : \_\_\_\_\_



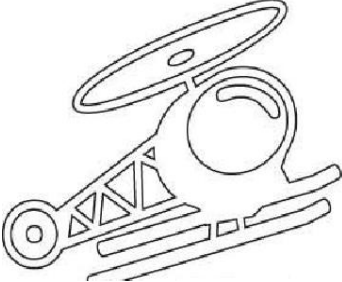

CLASS : \_\_\_\_\_

DATE : 08/08/2019

COLOUR THE LETTER



Draw a cross on the wrong object

			
Hen	Horse	Helicopter	Lion

# Tracing of pattern (Standing lines )

This worksheet is designed for tracing practice. At the top, there are three decorative clouds. The left and right clouds are larger and have several vertical dashed lines below them, representing rain. The middle cloud is smaller and has fewer vertical dashed lines below it. Below these illustrations are six rows of horizontal lines for tracing. Each row consists of a solid top line, a dashed middle line, and a solid bottom line. The first row includes a small downward-pointing arrow on the left side to indicate the direction of the stroke. The second row has eight vertical dashed lines starting from the top line and ending at the bottom line. The third row has seven vertical dashed lines. The fourth row has three vertical dashed lines. The fifth row has eight vertical dashed lines. The sixth row has three vertical dashed lines.